



Volume 2 issue 2

Circle Masters Flying Club

Wisconsin's control line club February 2021



Announcements

Events that are ON

Joe Nall 2021 May 7-15

<https://tta.aero/aviation-events/joe-nall/>

Reno Air Race September 16-19

<https://airrace.org/>

Ringmaster Flyathon # 13 October 2,3

Start building!

<https://ringmasterflyathon.com/>

Inside This Issue

Contact information

Plan of the month

Meeting Minutes

Flying and building reports

Events

Editor's Notes

Dave Siegler AMA 720731

circlemastersflyclub@gmail.com

Title Pic- In the editor's opinion Rabe Seafury, one of the best looking stunt models ever

Media We lost Chuck Yeager in 2020, this is his story of hunting hanger flying and life

Plan We lost Al Rabe, in January 2021, included his Mustunt I, II, III as plan of the month. Mustuts are not pretty but teach you how to build and fly more complex stunts.

Electric Motors What the numbers really mean.

Short take Remote ID and control line

Screwdriver? A discussion of JIS and philips drivers

Humor More Screwdriver humor

Remote ID (RID)

I guess the FAA listened somewhat. They did need to do something, and IMHO, this rule is workable and a reasonable compromise.

1. RC clubs can register their fields and fly with no RID system
2. If you fly outside an RC club, you can purchase a small low power un connected transmitter for less than \$50. It has no GPS, or control functions.
3. If you are a drone guy, and purchase a 100% prebuilt drone, you end up with a heavier more connected RID
4. You can build your own aircraft,
5. You do not have to register each aircraft.
6. FAA is aware of control line, not considered a threat, and not in scope for this rule.
7. Local Law enforcement are to investigate issues, and check for violations.

For us nothing we fly at a registered field and have no "control station" so are most likely exempt.

Club Information

Web site www.circlemasters.com

Dues \$20.00

Flying Location Sussex Village Park, Sussex. Wisconsin

Meeting First Saturday of the month 1pm

Location Summer (May- Oct) at the field

Location Winter Sussex Library

Comments to circlemastersflyclub@gmail.com

Club Events

Wednesday Night Flights- 3- dusk

On-line shop nights Tuesday 8-10

~~Christmas Party December~~

Stay tuned for 2021 events.

Mustunt I, II, III

Al Rabe Design Stunter series



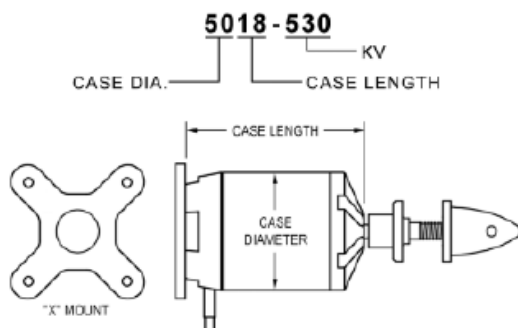
https://outerzone.co.uk/plan_details.asp?ID=6443

Humor



Motor Numbers

What do those numbers mean?



NOTE: This numbering system is very common, however there are exceptions. For instance, some motor manufacturers will list the actual diameter of the stator (armature) inside the motor instead of the case diameter. Some may list the length of the stator inside the motor instead of the case length. Some will give you both if you dig far enough into their specs. Make sure you understand the motor manufacturer's numbering system when shopping for a motor.

Press On - Further Adventures In The Good Life

Chuck's hunting and fishing trips and of course his time as a test-pilot.

By General Chuck Yeager & Charles Leerhsen.

General Chuck Yeager is a born outdoorsman. From flying daredevil missions over Germany in WWII and cracking records as a test-pilot to his annual trip into California's Sierra Mountains, he's always the restless adventurer, in search of a new experience. In PRESS ON!, you'll roam the world with Chuck Yeager---and go back with him to his West Virginia roots. You'll also hear from Chucks best friend - Colonel C E 'Bud' Anderson and Chuck's late wife Glennis. There are many interesting stories regarding his life and service.

CIRCLE MASTERS FLYING CLUB MEETING MINUTES for January 2021:

The January meeting of the Circle Masters Flying Club was held January 02, 2021, on-line and in person at Mike's place. There appeared to be about 11 members present. We had some *show and tell* at the beginning of the meeting to allow for more members to attend.

Pete showed his Brodak ME-109 electric with a R/C throttle control; the transmitter will hang near his left hip. He plans to use watercolors from Michaels brushed on, over a scraped MonoKote covering.

Chris showed his new Bi-Slob covered with Neocover from Value hobbies. The decals are made out of sticker paper, and he will use a Fox .35 for power.

Dave is enjoying his new 3-d printer. He showed some Cox cylinders and some building jigs, that he made with it. He wants to try harder stuff, like fuel tanks.

REPORTS & ANNOUNCEMENTS:

Treasurers Report: We have \$1187.20

Jason reported that the park has a new system, and he is checking with them about getting a removable pole installed in the center of our circle, to aid our older flyers.

OLD BUSINESS:

Dave made a motion to rename our contest after Bob Gialdini. It was seconded and passed. Our distribution flyer will show the change.

Pete said that he will be CD for one more year.

NEW BUSINESS:

The annual Tractor Show will maybe happen this year and is usually the last weekend in August.

Mike will check into having a Fun-Fly around mid-June.

Four control line airplanes donated to us from an estate were distributed to members.

WEB SITE BUSINESS:

There were some changes made to the website, including making the newsletter page easier to download.

Our domain was renewed for 2 years.

Our Facebook page had 200 views in one hour, and new members are joining from all over the world.

OTHER BUSINESS:

The meeting started at 13:24 and ended at 14:03

SHOW & TELL:

John Strobel showed his Dmecco Sport Wing, which he is building from plans. It is a cool-looking forward-swept wing design by Hal Debolt and will have a .35 engine and a 2.5-ounce tank.

John Schram

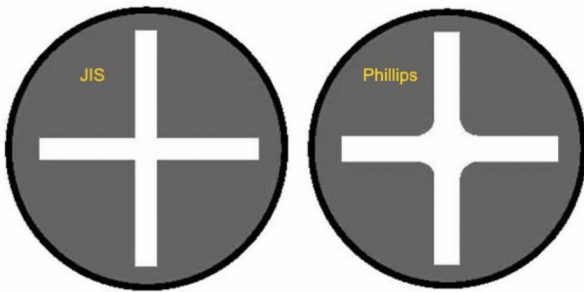
Secretary

Getting Screwed-- JIS, Philips and all that

Japanese industrial Standard, Philips and the many other standards have always confused me. I used a set of JIS screwdrivers when I was a Honda motorcycle mechanic back in college (1980's). OS engines have JIS screws on them as well as Futaba radios and other equipment. JIS fit deeply and engages much better than philips.

The **JIS B 1012** is commonly found in Japanese made equipment, such as cameras and motorbikes. Superficially it looks like a Phillips screw with narrower and more vertical slots, to give less tendency to **cam out**. The bottom of the recess is flat, and the point of the driver has to be blunt. A Phillips screwdriver has the same 26.5 degree cone angle but because of the tapered slots and pointed tip will not seat fully, and will damage the screw if forced. A correctly sized JIS driver will engage at full depth into a Phillips or Pozidriv head screw slightly loosely, but without damage. JIS heads are often identified by a single dot or an "X" to one side of the cross slot.^[25]

"JIS" standardized cruciform-blade screwdrivers are available for this type of screw, and should always be used to avoid head and driver damage.



Phillips head screw (R) has rounded corners, supposedly designed so the screwdriver will "cam out" at maximum torque.

But there is MORE. Most builders of hand tools are grinding modern Phillips head screwdrivers flutes so the sides are straight and longer so they engage completely. In fact, according to Vessel, one of the oldest JIS screwdriver manufacturers in Japan, there are no more manufacturers of JIS screwdrivers. So any JIS screwdrivers you see for sale either aren't true JIS or are NOS (New Old Stock). The modern grind, with its straight flutes (on the outer edge), results in a Phillips screwdriver that will also work in JIS screws.

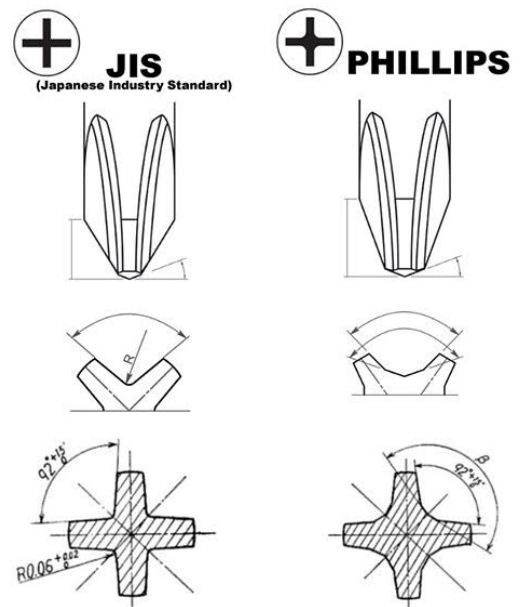


TEST: Which is the Phillips and which is the JIS? (See next photo).



The Vessel bits are said to be dual-purpose Phillips/JIS.

So what to do? Only use your old scredeivers on philips head screws. Get a new modern grind screwdriver, it will have longer flutes that are flat. Or get a quality small JIS set. For sure don't use it for fixing that rusty farm tractor, use them for more delicate parts. You can see in the picture below some of the flutes are longer with straight sides.



Ringmaster Fly-A-Thon 2021



***The Brotherhood of the Ring is sponsoring its 14th Annual Fly-A-Thon event:
October 2nd & 3rd, 2021***

Matt Kania's beloved Ringmaster control line model has been built and flown by more modelers than any other control line model airplane!

This is not a contest! No registration is required. There are no entry fees or prizes! This Fly-A-Thon is to honor the most popular CL model ever!! Be part of something big and help make history by having more worldwide Ringmaster flights in a single weekend than our last record of **6121** flights from 2019!

A record **553** different pilots participated!! **Goal this year is 6500+ flights by 600+ pilots!!**

This event is open to **all** participants **worldwide!**

On October 2nd & 3rd, we challenge you to fly any one or more of the many varieties of Ringmasters, old or new, and report your flights to: www.ringmasterflyathon.com

Deadline for reporting is 12:00 noon Eastern time (USA) Tuesday October 12th

Location: Wherever you are in the world!

Any Ringmaster from 1/2A to Giant and all variants in between can be flown.

Please report, how many total Ringmaster **flights** were made, how many different **pilots** flew, how many **different** Ringmasters flew and the **location** of these flights. Please feel free to include *lots of details* of your event as we plan to chronicle the Fly-A-Thon for future publication!!! If you get a new pilot to solo on a Ringmaster, that first flight will count as 2 flights!

**** A minimum of 5 laps is required to count as an official flight! ****

Let's keep the spirit of C/L alive!

Ok everyone! Just dig that old dusty Ringmaster from your attic and go fly it!

The results will be compiled and published by the Brotherhood of the Ring.

All questions should be directed to the primary contact: 2021flyathon@ringmasterflyathon.com

Rain/Wind/Flood/Conflict/etc. makeup weekend is October 9th and 10th

I've had a wonderful lifelong enjoyment with all of my modeling treasures and now it's time to share them with my friends and/or modeling organizations.

I realized sometime back that I need to make this process easier for my survivors and have identified and price-valued all my engines with a string tag. The name and identifying features of each engine and an approximate value is on each tag. My kits also have a colored sticker with an approximate current resale value.

I also realized that an unknown person would have a hard time matching the proper wing with the correct fuselage on my completed models, especially since many identical color schemes are used on each one. I attached a label on each model with its design name and a duplicate label on each wing so they can be matched up.

My workshop is full of kits, engines, tools and stuff that will now be disposed. Attached is a page(s) specifying certain items I want to give to my modeling buddies and friends. The balance you may wish to sell (remember this could be taxable as part of the estate) or donate to one of the non-profit modeling organizations and claim the value as a tax writeoff. I'm sure my local club or SAM Chapter would put this stuff to good use also.

If a decision is made to sell, contact one of my modeler friends and ask that they help you sell the stuff at a specialized modelers swap meet. Please don't give it away at a garage sale because this stuff has more value to modeling enthusiasts than you might suppose. Good prices can also be realized by selling the engines and kits on the eBay Internet auction site.

The following buddies would be good guys to call for help to sort out, price and sell my stuff:

Name	Phone number
_____	_____
_____	_____
_____	_____

The following can assist or offer information and/or guidance in the disposition, or as non-profit organizations act as beneficiaries, of this Special Collection:

Academy of Model Aeronautics (AMA)

5161 E. Memorial Drive
Muncie IN 47302
(765) 287-1256
www.modelaircraft.org

National Free Flight Society (NFFS)

President: Bob Stalick
5066 NW Picadilly Circle
Albany OR 97321
(541) 928-8101
<http://freeflight.org/>

The Society of Antique Modelers (SAM)

President: Tom McCoy
203 N Brockfield Drive
Sun City Center FL 33573
(813) 634-7749
<http://www.antiquemodeler.org/>

Model Engine Collectors Association (MECA)

President: Woody Bartelt
3706 N 33rd Street
Galesburg MI 49053
(616) 665-9693
<http://www.modelengine.org/>

I know that my friends will appreciate the gift(s) they receive from my attached listings. Please enclose a little note and tell them I wanted them to have this as a token of our friendship and a remembrance from me.

Signed _____

Date _____

Enclose this form and attachments with or as an attachment to your Last Will and Testament

