

Circulator  
Howard Olson, Editor  
W14441 State Hwy 29  
Bowler, WI 54416

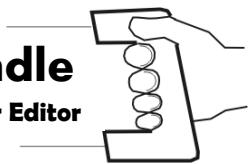


Newsletter of the Circle Masters Flying Club  
Milwaukee Wisconsin  
Academy of Model Aeronautics Chartered Club # 662

August 2019 Volume 16 issue 8

## At The Handle

Ramblings from your Editor



If you would like to contribute material, please submit to the address on the cover or contact me at (715) 697-8458 I may be reached via e-mail at [clmodman@wctc.net](mailto:clmodman@wctc.net)

Hello Circle Masters, here I am again with all of the news if it's fit to print or not. We just returned home Sunday night from Oshkosh so the newsletter is a little tardy, so sue me. Hmm... where have I heard that before? Never mind that. The club has a pretty full schedule of stuff coming up this month that we apparently can't agree on very well. A fun fly, the antique tractor show in Sussex, even the meeting. I don't really get what is going on here, we used to collectively look forward to getting together for these deals but the trend looks to be in a down turn. I am a bit anxious about this. In the twenty plus years of Olson involvement in the Circle Masters there has never been a time where fewer members are participating in group outings. We did OK for the contest which is a big plus. If we don't get it together and start participating, the Circle Masters could be in real jeopardy of fading away. A couple of our more vocal members occasionally take the opportunity to remind everyone to attend club events. Mind you, I am not crazy about laying guilt trips on people or pressuring them to do something that is designed to be fun. If going to club activities is perceived of as work, nobody will want to be there. That being said, if you invested enough time, energy and money to be a member, you made a commitment to be a part of what the club has going on. You really should do what you can to join in. I have heard a plethora of reasons why guys can't attend. Yes I know everyone is busy. At Circle Masters Outpost North we have two members who work some real long hours for a bunch of days in a row yet we make every effort to attend club events. Do you routinely burn vacation days at work or ask a manager for favors to get time off to attend meetings etc? Happens all the time around here. It's too far to drive. There's a beauty. We have driven in excess of THREE THOUSAND MILES in the past year alone to attend Circle Masters functions, probably *far* in excess of that if you consider that sometimes our schedules dictate that we drive two cars down. We don't make family plans for days that conflict with meetings, we don't take vacations that interfere with club outings. No Bull, the club most often comes first in our calendar of events. Pretty nuts isn't it? I don't expect all of our members to be super dedicated to the cause of the club, but a few more could make some effort. Don't even get me going on Kidventure participation. The Circle Masters started the whole works. You should see what it has grown into, yet every year I still hear folks in Oshkosh speaking of how WE started it. The event is a whole week long for crying out loud. The majority of our members don't have even a day to help out? Yeah I know, it doesn't bag us a bunch of new prospects. Well it's managed to bring in some, like the guy who is writing this even now, a product of Pre KidVenture 1997. One of the KidVenture chairpersons read us a letter this year from a fella who was brought up in some mighty rugged family circumstances. Today this guy is well on his way to having a career as a commercial pilot. The single occurrence that he gives credit for helping him keep his eye on the ball in otherwise dismal surroundings was a control line flight that he made with one of our volunteers. To quote him, he states "it changed my life". Still not worth it? You know I can dish out some abrasive humor at times but this isn't one of them. This editorial might even tick a few guys off. Oops. If you don't like it, write your own next month. After all I got up this morning at 3:30, worked on real airplanes all day and returned home around 6:00 PM, then I finished putting your newsletter together including the writing of a feature article because something told me nobody else was going to. I would welcome the break.

Now that that mess is over. As far as I can tell we have a Fun Fly and meeting on Sunday in Muckwonago. Melissa and I will be present and we hope you will be too. There's an article in here that I wrote about a product that I think you will find helpful if you do any painting, and who doesn't? Also included are some picture for your enjoyment.

See you next time,

Big How

# **CIRCLE MASTERS FLYING CLUB**

## **MEETING MINUTES for JULY 2019**

*The July meeting of the Circle Masters Flying Club was held at the Dan Tetzlaff memorial Flying Field on Saturday July 6<sup>th</sup>. Prior to the meeting for some reason not much real flying was done as bench flying seemed most important. Many discussions on varied topics used up the day right up to meeting time. So, the meeting began at 1:13 PM when Pres. Chris hammered the meeting to start. He asked if the members (11) had received the Circulator and had read the minutes inside. No errors were detected so the minutes stood as published.*

*The Treasurers Report was presented by Wayne and was moved and seconded to approve the report*

**REPORTS & ANNOUNCEMENTS:** *Wayne presented a financial report on the contest. Once again, thanks to a raffle held for the Bob Gialdini models, a higher profit was realized. Wayne also reported that the new sign project was moving slowly along due to the hot weather, but one new sign had been completed.*

**OLD BUSINESS:** *Re: Contest results. Wayne asked why we do not publish the results of both Stunt and Scale events in our newsletter. Following a discussion, it was decided to publish them in the July issue. The By-Laws have not been reviewed as planned. Wayne & Chris will work on them as soon as possible.*

**NEW BUSINESS:** *Following a discussion it was decided to hold next months meeting on Sunday August 4<sup>th</sup> during the Mukwonago Fun Fly to be held at the June contest site. The "home" field will be available for those who want to fly on Saturday. During the fun fly we will be grilling our own lunch. By the time this is published you should have received emails with updates about this gala event. Pete brought up a discussion regarding the dates for the contest for next year. He said that the stunt flyers have no preference as to June or August. There was no info regarding the scale and combat flyers. Tabled for future meeting.*

*Jason reported that the Antique Tractor & Steam Show will be held on August 24<sup>th</sup> and 25<sup>th</sup>. We will be demo flying as usual. More info will be available next month.*

**WEB SITE BUSINESS:** *None*

**OTHER BUSINESS:** *None.*

*There being no further business and many wanting to return to the flight line, Chris as for a motion to adjourn and this was quickly moved and seconded. Meeting adjourned at 1:50 PM.*

*Submitted by Wayne M. Schmidt Secretary/Treasurer*

*0713/19*



Getting  
Ready  
July





# *Upcoming Events* GO TO THE MEETING AND FLY!

---

Informal Flying Day: Saturday August 3rd at Sussex Village Park.

August meeting and Fun Fly: Sunday August 4th Muckwonago High School. We will be having a cook out for the fun fly.


Sussex Antique Power Show: August 24th and 25th, Sussex Village Park Flying Demos— we need to get on the ball for this and keep the action more consistent than the last couple of years.

September Meeting: Saturday September 7th at Sussex Village Park. Meeting at 1:00 PM with flying before and after.

October Meeting: Saturday October 5th at Sussex Village Park. Meeting at 1:00 PM with flying before and after.

---

## WHO THE HELL IS THAT?





# NAPA PRIMER

By: Howard Olson

Every once in a while a product shows up from an unexpected source that can be most helpful. One such product is NAPA Colorline spray primer. For around five bucks you can go to your local NAPA auto parts store and pick up some of this stuff. So far, I have only used this primer as the base coat for Epoxy type paints. I can say that in this role, it works great! On the online forums I have read posts about using it under sprayed butyrate dope also although I can't vouch for that application. Based on its performance with epoxy, it should be super as a foundation for two part automotive style paints if you go that route.

Use: After your new bird is all sanded and prepped get the dust and Cheetoes fingerprints off of it with a tack cloth and some solvent that doesn't hit too hard like acetone or alcohol. Stay away from mineral spirits, it is in effect super refined oil and leaves a nasty residue behind when dry. Firmly grab your can of primer and give 'er a good shaking. When you are certain everything is mixed up, hold the can about a foot from your project and let it fly. Unlike some of the hardware store paints guys have been trying to use on models lately, they left the good stuff in this primer so it is dry to the touch in just a few minutes. You can give the model successive coats at any time with no need to lay down a tack coat first and no worries about waiting too long between coats. I generally apply West Systems epoxy either alone or with light weight fiberglass fabric over bare wood. When using this method, the primer really fills in the weave of the glass or the wood grain as the case may be. If you hose this stuff on it will add a bit of weight but fear not, it sands like a dream. On my current project I laid on a substantial base layer of primer and then sanded about 75% of it back off after it dried. The surface it left was perfect for painting. If you get slow on the draw and leave a few runs in your primer, simply allow it to dry and give that spot some extra attention when sanding. It should end up indistinguishable from the rest of your primed surface. I have had good results with this material and so have some other folks whom I have heard from so give it a try on your next painting project.

The NAPA part number is DC540 described as simply Gray Primer. I used the online system NAPA has and didn't have much luck finding it there but when I walked into a local store there it was on the shelf. Good luck.



Almost too pretty to paint!



# CIRCLE MASTERS AND THEIR FAMILY MEMBERS VOLUNTEERING AT KIDVENTURE

**I MISSED A FEW OTHERS  
WHO WERE THERE**



Jantina Adriano



John Schram's sister Sandy



Cody Netteshiem on the starter



**Falcon Hobby Supply, Inc.**  
The Midwest's Largest R/C HobbyShop

2700 E. Ash St. Springfield, IL. 62703

**RITCH'S  
BREW™**  
**THE WINNER'S CHOICE**  
**Model Engine Fuel**  
**www.ritchsbrew.com**

Many Standard blends or blended to your specs.

## Hiawatha Hobbies

**Silvernail Shopping Center**  
**2026 Silvernail Road**  
**Pewaukee, WI 53072**  
**262-544-4131**

### ELIMINATOR PROPS

Steve Wilk  
3257 Welcome Avenue North  
Crystal MN 55422  
763-531-0604  
swilk@cpinternet.com  
Carbon and fiberglass props and accessories  
for all types of competition model airplanes


**B&L HOBBY SUPPLIES INC.**

Control Line Speed Engines

- CS and GZ from China and now OPS Engines from Italy
- B & L is now the Distributor for John Newton Products
- Fiberglass Speed Model parts and Aluminum Wings

For more information, please phone, e-mail or send a SASE:

Bill Hughes  
113 N. Chase Avenue  
Bartlett, IL 60103  
Phone - 630.736.6036  
e-mail - williamhughes4@comcast.net



7125 N. 76th Street  
Milwaukee WI 53223  
414-461-6013

### MBS MODEL SUPPLY

Melvin Schutte  
P O Box 282  
Auburn KS 66402 785-256-2583

Lines: solid and braided  
Nelson glow plugs Many other items for  
the C/L enthusiast