



Circulator  
Howard Olson, Editor  
W14441 State Hwy 29  
Bowler, WI 54416



Newsletter of the Circlemasters Flying Club  
Milwaukee Wisconsin  
Academy of Model Aeronautics Chartered Club # 662

April 2014 Volume 12 issue 4



## Ramblings from your Editor

Hello Circlemonsters. Ready or not, here it comes, the April *Circulator*! Not too much to report on this month. Everyone has been in full survival mode, just trying to make it through the winter. I have been checking over the flying equipment, to see what needs attention before the snow melts. As you likely know, I love the diesel engines. At last count there were at least a dozen of the beasts hanging around, waiting to foul up some model with brown, oily exhaust gunk. While checking over my fuel supply it occurred to me that the diesel fuel strategic reserves were a little on the low side. I generally make my own fuel for these beauties, so I need to find the ingredients. First of all the kerosene. Every week at work we sump at least fifty gallons of pure aviation kerosene, otherwise known as Jet A, out of the airplanes to perform inspections etc. This stuff goes into barrels and awaits a recycling company to pick it up unless some enterprising lad like me brings a fuel can to work and takes it home. Castor oil? No problem, the price has gone up a little in the past few years, but no crisis here either. Now for the kicker, ether. You can't make good diesel fuel without it and apparently it makes a wicked batch of crystal methamphetamine to boot. Therefore, nobody wants you to have it anymore. In the old days you could buy ether at the local hardware store. Ether is a very effective solvent for cleaning and degreasing. Some kinds have been used to reduce varnish and other finishing goodies. Well you won't find it there in the modern era. I used to buy ether in Milwaukee at Laab's pharmaceutical supply on 27th Street for around fourteen dollars per quart. A couple years ago, Laab's was shut down by the DEA when twenty-two of their employees were caught filling prescriptions for self medicating types out on the street, with the powerful opiate oxycodone. That took care of them. After an exhaustive internet search and having several Chinese and Indian companies ask me how many tons I needed, I was ready to give up. In desperation, I looked on ebay, and whatdayaknow, there it was. Super! I have a new supply of ether, problem is now it runs a princely sixty-five dollars per quart! Oh boy. It's enough to make a guy go electric. I know what you're thinking, buy some starting fluid and use that. Problem is, the best starting fluid around is made by John Deere and it's only eighty percent ether. The other twenty is who knows what all. Some is oil, but I bet the rest is some crap put in so you can't make your own pharmaceuticals in the tin shed out back of your mobile home. I guess if I want to fly the diesels, I will have to pay.

I have been doing a total rehab on my trusty Skyray 35 lately. Since the Sig contest is gone for good, there's no point in having it set up for Skyray racing. I have been making changes on this old ship to make it more versatile as a stunt trainer in case I go down that dark path. Gone is the landing gear/ motor mount plate that beefed up the front end. Also gone is the 1 1/4 ounce racing tank. The strong running Fox .35 up front is going away too. In place of Duke's baby, I am installing Jim K's Webra .32 that he turned over to me a couple of years ago. This engine was modified by Randy Smith or one of those other stunt engine gurus, so it should be awesome. The charcoal grille that tipped over on the wings last summer after the club picnic didn't do the plane any favors, so I replaced a few ribs and it now awaits recovering. I have included a couple of pictures showing how it is coming along that also show a tool I found at Harbor Freight, of all places, that is worth every penny of it's discount store price. I hope you find it interesting..

If you take a look at the C/L scale column in this month's Model Aviation, you will notice that our contest is featured prominently in a list of upcoming scale events. I recently received an email stating that Dave S. is seeing more hits on our web site, likely as a result of the magazine exposure. This can only be good for us. Now get your own scale model finished so we can put on a good showing for our own club. In case you don't have any ideas for a 1/2A scale model, I have included a plan I ran across that is a little different in that it is .020 powered. That takes real dedication to the small stuff to fly control line with that little devil up front. Before I forget, it's the last issue for "Name That Plane" until fall rolls around again. Hope to see you Saturday.

Howard

# **CIRCLE MASTERS FLYING CLUB**

## ***MEETING MINUTES for March 2014***

The monthly meeting of the Circle Masters Flying Club was held at the Sussex Public Library on Saturday March 1<sup>st</sup>. The meeting was preceded by a video tape of "Building the B-24 at Willow Run" Part 2.

\*\*\*

The meeting was brought to order by President Greg at 1:10 PM. He began, as usual, by inquiring if all members had received the newsletter and had read the minutes of the February meeting. All members present (13) indicated that they had received the newsletter and had read and approved the minutes.

The Treasurers report was given by Ralph who detailed the past months transactions. A motion to accept this report was made by Gene and seconded by Howard.

\*\*\*

**REPORTS & ANNOUNCEMENTS:** Wayne reported that the application for re-charter has been mailed to the AMA. Greg reported on the results of the R/C Association meeting. He indicated that the net profit from the recent auction was only \$299.00. Don reported on the annual Sussex/Lisbon Easter Egg Hunt preparations. Don & Jason have volunteered to represent the club at this event.

**OLD BUSINESS:** It was determined that the combat models which were donated to the club are set up for "Fox" mounting. Don has graciously volunteered a group of Fox engines for use on these models to be flown by club members for demo flights. Howard asked if he could receive some financial assistance to help defer the cost of producing the awards used at the Club Contest. He suggested that if he could be exempt of paying yearly club dues, that amount would cover the major cost. It was voted unanimously by the members present to accept his proposal.

**NEW BUSINESS:** Greg passed around a flyer for the Pewaukee Antique Boat Show and asked if the club was interested in participating in this August 16 event with a static display. No decision was made.

\*\*\*

Since there was no more business to discuss Wayne called for a motion to adjourn the meeting. The motion was made by Don and was seconded by Melissa. The meeting was adjourned at 2:20 PM.

\*\*\*

**SHOW & TELL:** Sadly, there was no Show & Tell this month.

Submitted by: Wayne M. Schmidt, Secretary

03/18/14

# UPCOMING EVENTS

## Note May Meeting Date is Changed!


April Meeting: Saturday April 5th. I think we could fly at this one though it's hard to believe now. Otherwise meeting at the Sussex Library at 1:00 PM. Ron W. has brought some excellent movies lately, maybe he has one more if we show up at noon.

May Meeting: Saturday May 10th, 1:00 PM. Sussex Village Park. Flying before and after the meeting. This is the meeting where we adjusted the date because of the big Dog Show in the park so don't come on the 3rd unless you really like dogs!

June Meeting: Saturday June 7th, 1:00 PM, Sussex Village Park. Flying before and after the meeting.

Wisconsin Stunt and Scale Championships, Sunday June 8th Wagner Park, Pewaukee WI. Get there to set up around 7:00AM.

## Name That Plane



Here's your last Name That Plane until next winter. You know the drill. Official designation required to win. This one is really far out.

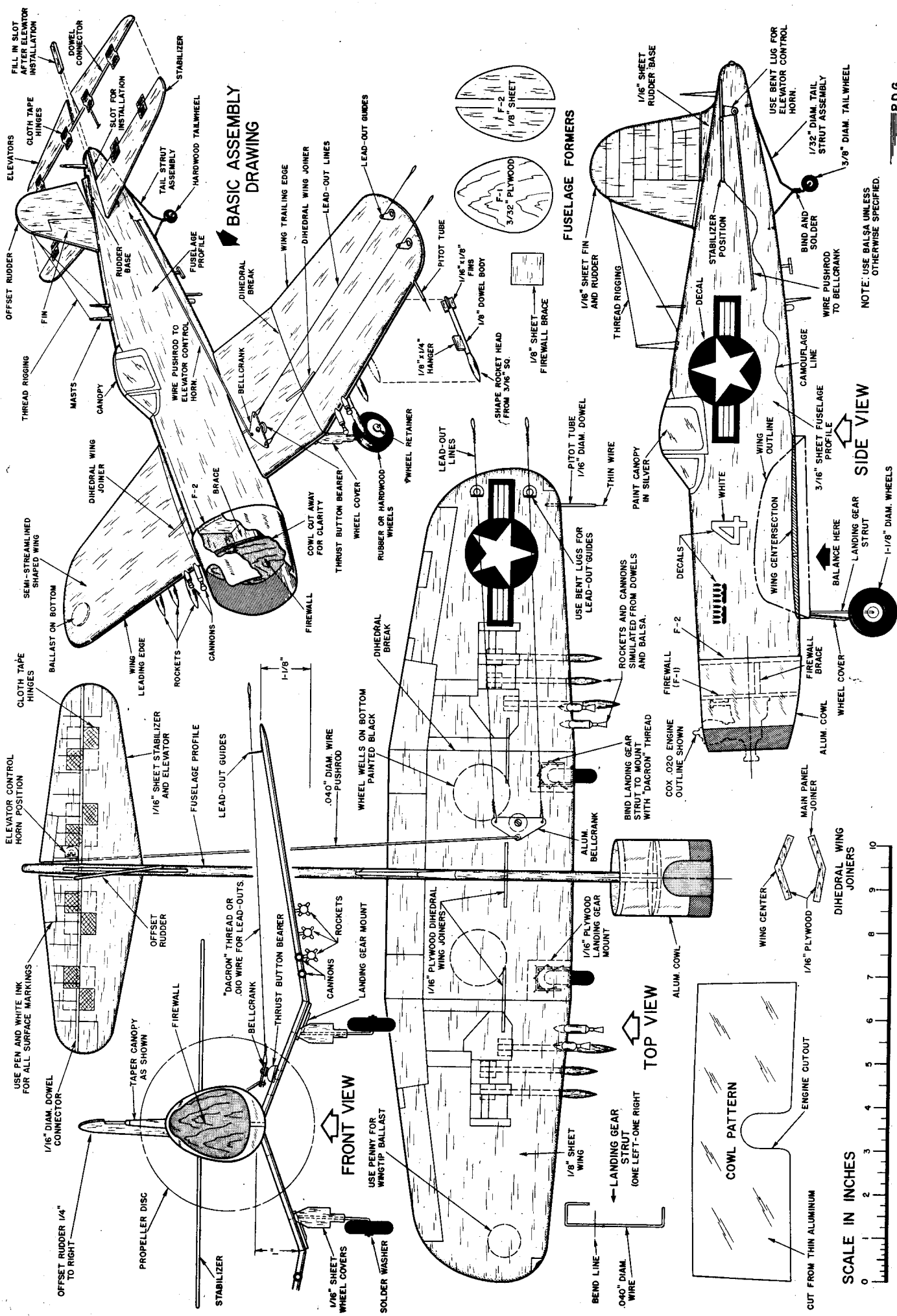


Here is the Skyray 35 undergoing a complete refit. A multitude of holes needed to be filled in that were no longer being used. To take care of this task, I cut short pieces of 1/8th inch dowel and glued them into the old mounting holes. In order to cut the dowel plugs flush, I utilized the flush cutting saw pictured below. After trimming it was a simple matter of filling the forward fuselage with West Systems epoxy thickened with Microlight filler material. Note the 1950s wall paper with stripes and flowers that adorns my new workspace. That's hard to beat. Goes with the vintage kitchen table I'm using for a bench!



This saw was purchased at Harbor Freight for around six bucks. It is a "Top Cut" flush cutting saw. These saws are typically called Japanese flush cut saws, apparently referring to their country of origin. The blade is very thin and flexible. There is no thicker back spine as on a Zona or X-acto razor saw, allowing the flush cut to lay completely flat to the surface while cutting off protruding material. One excellent use for this saw would be trimming off excess length spars after gluing wing tip ribs in place. There is little or no set to the fine teeth, so damage to the surrounding material is avoided. For the money, this is a high quality, versatile tool that I highly recommend adding to your shop.





**BASIC ASSEMBLY DRAWING**

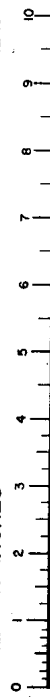
**FUSELAGE FORMERS**

**SIDE VIEW**

**TOP VIEW**

**FRONT VIEW**

SCALE IN INCHES



# Circlemasters Flying Club Annual Contest

June 8, 2014

## EXPANDED TO INCLUDE MORE EVENTS, MORE FUN WISCONSIN STATE STUNT AND SCALE CHAMPIONSHIP

WHERE: WAGNER PARK, PEWAUKEE, WI.

CONTEST DIRECTOR: PETER MICK 262 377-6137 [pmick82541@aol.com](mailto:pmick82541@aol.com)

### \*\*\* IMPORTANT INFORMATION

- ALL PAMPA CLASSES WILL BE FLOWN ON PAVEMENT
- SCALE JUDGING WILL BEGIN AT 8:30 am. OFFICIAL FLIGHTS WILL BEGIN AT 9am. Note to Scale participants: the Scale circle is shared with Stunt contestants, so static judging will begin at 8:30 am. Please try to register before then.

### OFFICIAL EVENTS

All PAMPA stunt classes, Sport Scale, Profile Scale

### UNOFFICIAL EVENT

Half A Scale using Brodak fly-in rules available on the Brodak Fly-in web site. Mufflers are not required.

### NEW EVENT

Combined Old Time, Classic and Classic 30 event. Standard PAMPA pattern will be used.

### PLUS ANOTHER NEW EVENT

½ A Stunt. Two classes, Beginner and Expert. Standard PAMPA patterns will be used.

A PRACTICE CIRCLE FOR PAMPA STUNT WILL OPEN AT 8 AM.

OFFICIAL FLIGHTS WILL BEGIN AT 9 AM.

MUFFLERS FOR STUNT AND SCALE (OTHER THAN HALF A) ARE REQUIRED. THE MUFFLERS MUST BE STOCK, TONGUE OR AFTER MARKET MUFFLERS

Registration begins at 8 am.

Refreshments are available from vending machines. The club will supply sub sandwiches at cost.

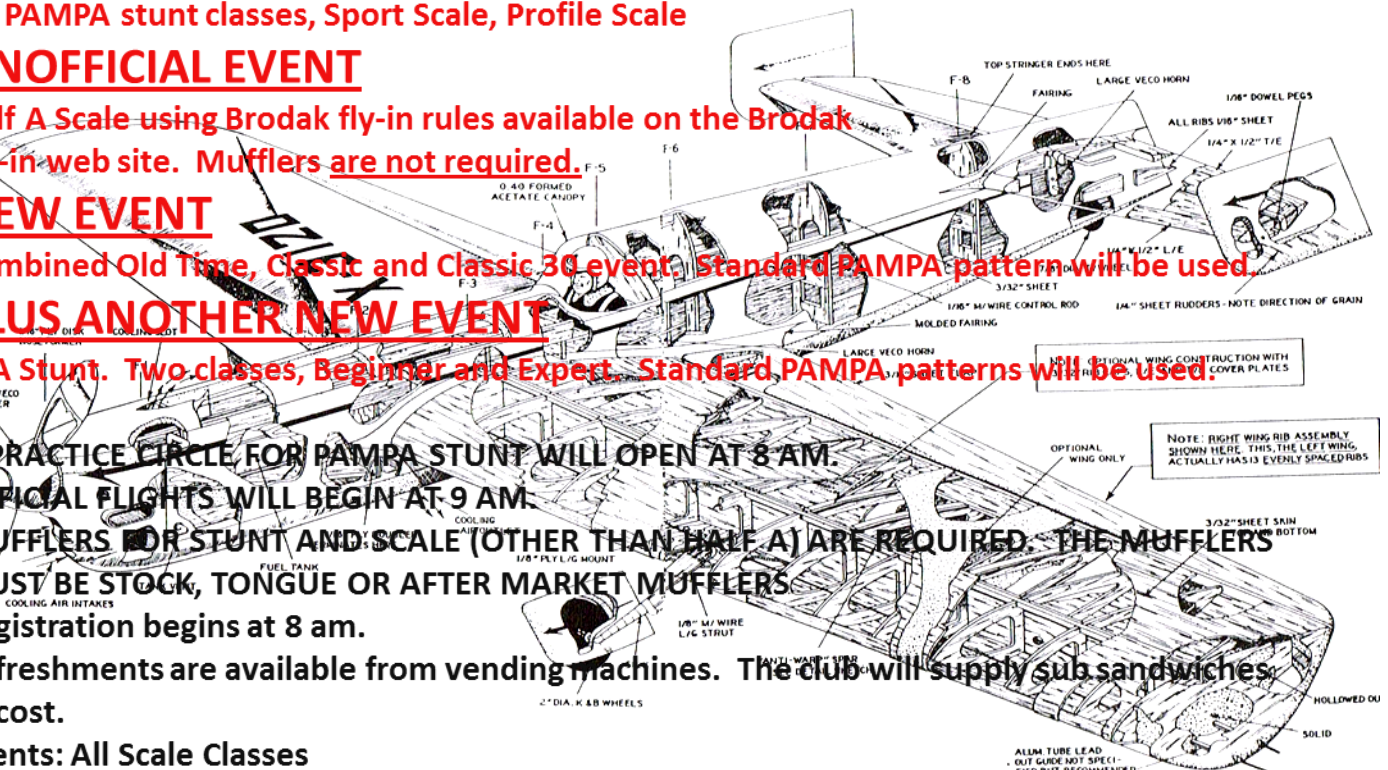
Events: All Scale Classes

Registration fees: \$10.00. No additional charge for second or third individual entries.

Events: All PAMPA Stunt Classes

Registration fees: \$10.00. No additional charge for second or third individual entries.

There is no entry fee for Junior contestants.



# GREENFIELD NEWS & HOBBY

12,000 SQ. FT. OF HOBBIES

FINE ARTS • DOLLHOUSE • CLASSES • KITES  
RADIO CONTROL SPECIALISTS • ROCKETS • TRAINS  
HUGE SELECTION OF MAGAZINES

6815 W. Layton Ave. • Greenfield, WI 53220  
(414) 281-1800 Fax: (414) 281-1440  
[www.greenfieldhobby.com](http://www.greenfieldhobby.com)

## ELIMINATOR PROPS

Steve Wilk

3257 Welcome Avenue North

Crystal MN 55422

763-531-0604

[swilk@cpinternet.com](mailto:swilk@cpinternet.com)

Carbon and fiberglass props and accessories  
for all types of competition model airplanes

## B&L HOBBY SUPPLIES INC.



Control Line Speed Engines

- CS and GZ from China and now OPS Engines from Italy
- B & L is now the Distributor for John Newton Products
- Fiberglass Speed Model parts and Aluminum Wings

For more information, please phone, e-mail or send a SASE:

Bill Hughes  
113 N. Chase Avenue  
Bartlett, IL 60103  
Phone - 630.736.6036  
e-mail - [williamhughes4@comcast.net](mailto:williamhughes4@comcast.net)



7125 N. 76th Street  
Milwaukee WI 53223  
414-461-6013

## MBS MODEL SUPPLY

Melvin Schutte

P O Box 282

Auburn KS 66402

785-256-2583

Lines: solid and braided  
Nelson glow plugs Many other items for  
the C/L enthusiast