


Circulator
Howard Olson, Editor
W14441 State Hwy 29
Bowler, WI 54416

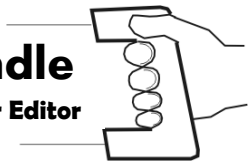


Newsletter of the Circle Masters Flying Club
Milwaukee Wisconsin
Academy of Model Aeronautics Chartered Club # 662

May 2018 Volume 15 issue 5

At The Handle

Ramblings from your Editor



If you would like to contribute material, please submit to the address on the cover or contact me at (715) 697-8458 I may be reached via e-mail at clmodman@wctc.net

Greetings Circle Masters. You know what time it is? Flying Season! After a way colder than normal month, the weather has improved and it's flying time. Is all of your equipment ready to go? How about batteries? They have likely been laying around doing nuthin' since last fall, so get them charged up and ready to go. I dug out an old battery charger/cycler that I used for R/C batteries back before I saw the light and went to control line. I am now using it to charge up my glow starter batteries. The nickel metal hydride batteries don't really need cycling like the old ni-cads did, but its interesting to see how long it takes to discharge them. I have been using the same twelve volt field battery for over ten years and it still seems to be OK. I guess I got my money's worth out of that. Take a good look at the lines you are planning on using too. The lines are the number one safety issue while flying and you wouldn't want someone getting clobbered by a fly away model if they should fail. That would be bad PR, not to mention what it would do to your poor airplane.

As you recall, the meeting is not being held until the second Saturday in May because of the dog show. In conjunction with the meeting, it is supposed to be installation day for the field equipment box at the flying site. I don't have the details regarding when we are meeting to do this project. If someone has the info, please send out a mass email and fill us all in. It would be better to have extra people there leaning on shovels, just like county workers, than not enough to get the job done. I am planning on bringing a gasoline post hole digger to make things a little easier. Other people have committed to bringing other tools. Hopefully we will also get some flying in. It would be a drag if we meet in May and can't put in a few laps.

We have an article this month. Wayne has written another installment in the "Trailing Edge" series that he contributed. This one has some useful information about custom decals. The invention of sign cutting equipment a few years ago sure has made it easier to get good markings. In the dark ages you had to hand paint or cut out letters, etc. from MonoKote to apply your AMA number or other markings. Not so much anymore. Check out Wayne's article for a source for high quality graphics.

If you receive emails from our friends in Illinois in the Tree own Modelaires club, you have probably heard about the unavailability of Sgment adhesive. Since Ambroid bit the dust a few years ago (I hear Wayne softly sobbing) Sgment was the only game in town for users of traditional Nitro-Cellulose type glues. Of larger concern for me is that the state of the whole Sig business has been called into question. I know I had a negative experience with them earlier this year which is unusual for Sig. I hope they are doing OK.

There have been some pictures flying around of building projects for the building contest. I think I'm noticing a trend here toward the retired guys having the nicest planes. Too much time on their hands? I'm still working on mine and I hope you are too. Time is winding down on this fellas.

Don't forget, the meeting is on **May 12th** one week later than usual. See you there.

BigHow

CIRCLE MASTERS FLYING CLUB
MEETING MINUTES FOR: APRIL 2018

The April meeting of the Circle Masters Flying Club was held on Saturday the seventh at the Pauline Haas Public Library located in historic downtown Sussex, WI. The meeting was opened by Pres. Chris at 1:07 PM. He began by asking the members present (10) if all had read the minutes from the last meeting and if any errors or omissions were discovered. Since none were found the minutes stood as published.

The Treasurers report was given by Wayne where he outlined all the last months receipts, payments and balance. This report was approved as read.

REPORTS & ANNOUNCEMENTS: Don reported that he did receive a thank you note from Marlene from the Town of Lisbon for Greg and Don's help at their recent Easter event for kids. Wayne reported on the Leader Club application which has been sent to AMA for approval.

OLD BUSINESS: Field Box: A decision has yet to be made regarding the placement of the field box. Jason reported that he and Meagan from the Park Board visited the field and checked out the best place to put the box. She wanted to check back with the park supervisor before deciding. That decision is expected very soon. Don suggested that maybe Diggers Hot-Line be called prior to us digging holes for mounting. Jason will check with the Park Board. The tall weed program at the flying field will be taken care of by the Park Board who will then send the club a bill for that service. Cost estimate is \$295.00. Two treatments will be applied, one in May and another in the fall. Melissa has completed the Library display. Teardown will be on May 5th.

NEW BUSINESS: Mike has volunteered to source the new club shirts from various manufacturers and obtain a range of prices. The color and style will be voted on at the May 12th meeting. If you are interested in this, be there. (Note): This date will mark the first flying day for the club as well as field box installation day.

WEB BUSINESS: Dave had departed to Norway and was not available.

SHOW & TELL: Mike showed the clubs Shoestring Stunter that he converted to electric power. He was also authorized to purchase two additional batteries.

There being no further business to discuss Chris asked for the meeting to be adjourned. This was voted and seconded to adjourn at 1:50 PM.

Submitted by: Wayne M. Schmidt
Secretary/Treasurer

Upcoming Events

GO TO THE MEETING YOUR CLUB NEEDS YOUR PARTICIPATION

May Meeting: **Saturday May 12th** at Sussex Village Park. Meeting at 1:00 PM with field box installation and hopefully some flying.

June Meeting: Saturday June 2nd at Sussex Village Park. Meeting at 1:00 PM with flying before and after.

Wisconsin Control Line Championships contest: Sunday June 3rd at Mukwonago High School, 605 West Veterans Way Mukwonago, WI

July Meeting: Saturday June 7th at Sussex Village Park. Meeting at 1:00 PM with flying before and after.



Here's an engine project I have been working on. It's a Magnum .15 set up per Dallas Sport Goodyear racing rules. The engine was the subject of the bearing article I did a couple months ago. It also has a venturi made according to the techniques in another previous *Circulator* article. The needle valve assembly is a Super Tigre style unit from RSM. The spinner nut was turned from a piece of half inch 6061 aluminum hex stock on my sherline lathe. It should be all ready for some bench runs.

The Trailing Edge
by
Wayne M. Schmidt

Back a few months ago I wrote an article about model decals. In it, I talked about mainly water slide type decals and a product that allows ease of application of them. Now I will switch to another model decal or rather the sticker type.

When I began my construction of a Laird Super Solution I began wondering where I could find the correct decals for it. I had built a small plastic model of the Solution and could see how detailed some of the decals would need to be. There was no way I could make them with my computer. This model has a forty-inch wing span, so many of the decals needed to be large to fit the scale of the model. I searched the web for a solution (Pun intended) but could only find the usual P-51, P-47, B-17, etc. Absolutely nothing for Golden Age Racers. I could wind up with a nice model but with no details. What to do. But I kept on building.

At the next club meeting I mentioned my tale of woe and luckily to the right member. He asked if I had checked out a company called Callie Graphics? I replied that I had not but would give them a look. Wow, what a web site. They showed some very nice WWII fighter decals and they are available in any scale. But as I suspected they had none for a Laird Super Solution. No problem though as they have a custom program. Luckily, in that plastic model of the Solution two decal sheets were included. So now I had my sample. At the same time, I also wanted a set for a Gee Bee R-1 of the same scale. In the case of the Gee Bee, I had a set left over from a Dare stick model so now I had my second sample. I sent an email asking how to proceed and if they could copy the samples which I would send. The quick reply was, no problem, we will scan and resize them then email a price, which turned out to be very reasonable. I gave them my approval and a week and a half later I had my beautiful decals.

Now, these decals are the peel and stick type. To apply, you pull off the rear backing, hold the front cover and then carefully apply where you want it placed. But, beware that the actual decal is very sticky so be sure of your location. You will not get a second chance. As you are placing the decal on you can use a credit card to smooth the decal as it is installed. Then slowly peel away the top cover and there you have it. Yes, you can brush clear dope over it without worry. So, whether you order a stock set or something custom you can be assured of a high-quality product at a reasonable price. Check out their web site at: Callie-Graphics.com or email any questions to: info@callie-graphics.com You will be happy that you did. I will be sending them pictures of my completed Super Solution, maybe it will find its way to the Custom Work page on their web site.


Hiawatha Hobbies

Silvernail Shopping Center
2026 Silvernail Road
Pewaukee, WI 53072
262-544-4131



Falcon Hobby Supply, Inc.
The Midwest's Largest R/C HobbyShop

2700 E. Ash St. Springfield, IL. 62703



B&L HOBBY SUPPLIES INC.

Control Line Speed Engines

- CS and GZ from China and now OPS Engines from Italy
- B & L is now the Distributor for John Newton Products
- Fiberglass Speed Model parts and Aluminum Wings

For more information, please phone, e-mail or send a SASE:

Bill Hughes
113 N. Chase Avenue
Bartlett, IL 60103
Phone - 630.736.6036
e-mail - williamhughes4@comcast.net

ELIMINATOR PROPS

Steve Wilk
3257 Welcome Avenue North
Crystal MN 55422
763-531-0604
swilk@cpinternet.com
Carbon and fiberglass props and accessories
for all types of competition model airplanes



7125 N. 76th Street
Milwaukee WI 53223
414-461-6013

MBS MODEL SUPPLY

Melvin Schutte
P O Box 282
Auburn KS 66402 785-256-2583

Lines: solid and braided
Nelson glow plugs Many other items for
the C/L enthusiast